

# FITTINGS - PLASTIC BIG EXACT AIR REGULATOR

*AdvantageAir*



## FEATURES

- Up to 6 x 300 diameter or 3 x 400 diameter outlets can be fitted.
- Can be easily transported in breakdown form.
- Uses the same adaptors as Streamline diffusers.
- Easily modified to suit any configuration.
- Can be internally insulated.
- Can incorporate manual or motorised dampers.
- Can be fitted with a day/night damper arrangement which uses a single motor to drive both sets of damper blades.
- Lower cost than conventional Y pieces or double branch take-offs.

## CONSTRUCTION

- All components are manufactured from a combination of industrial plastics.
- Internal insulation is moulded polystyrene.
- Additional external insulation can be applied for humid climate applications.

## APPLICATIONS

- Evaporative cooling.
- Reverse cycle air conditioning. Ideal as a supply air starter set for residential ducted split air conditioning units.
- Heating.
- Ventilation.

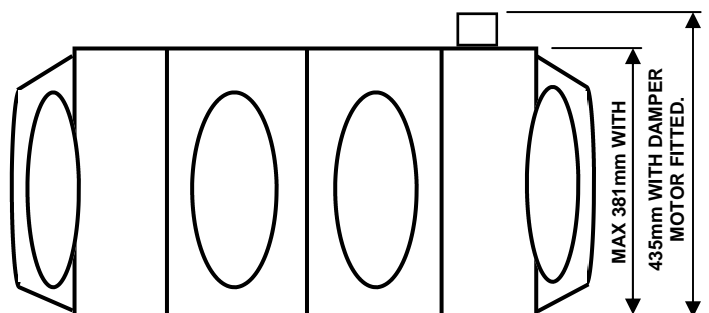
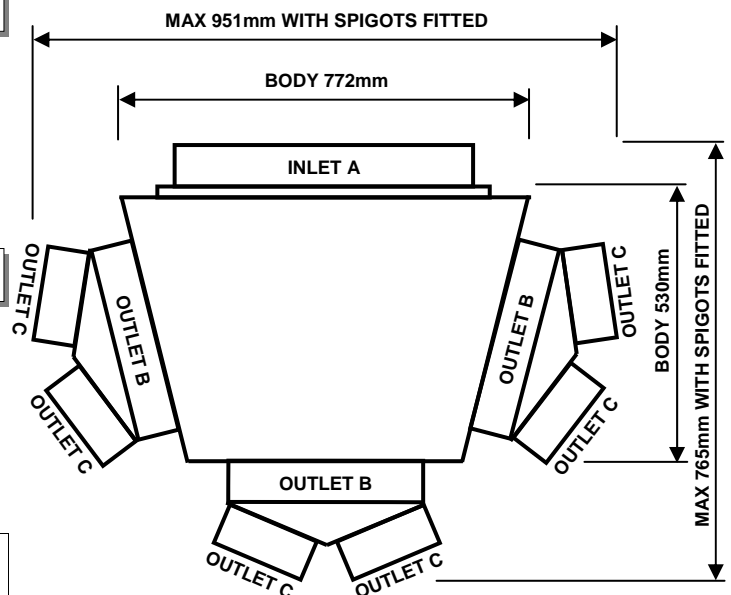
ADAPTOR SIZES AVAILABLE	INLET SPIGOT A	OUTLET SPIGOTS B	OUTLET SPIGOTS C
550 DIA	YES	NO	NO
500 DIA	YES	NO	NO
450 DIA	YES	NO	NO
400 DIA	YES (USE 545 TO 360 ADAPTOR)	YES	NO
350 DIA	YES (USE 545 TO 360 ADAPTOR)	YES	NO
300 DIA	YES (USE 545 TO 360 ADAPTOR)	YES	YES
250 DIA	YES (USE 545 TO 360 TO 280 ADAPTOR)	YES (USE 360 TO 280 ADAPTOR)	YES
200 DIA	YES (USE 545 TO 360 TO 280 ADAPTOR)	YES (USE 360 TO 280 ADAPTOR)	YES
150 DIA	NO	NO	YES
DOUBLE ADAPTOR	NO	YES	YES (FOR 150 DIA SPIGOTS)
BLANK	NO	YES	YES

## OPTIONAL EXTRAS

The following components are optional extras and are priced separately and must be specified at the time of ordering.

- Internal or external insulation.
- Damper blades and gears.
- Manual damper handles.
- Motorised damper shafts.
- Adaptors.
- Day/night damper facilities.

## DIMENSIONS



# FITTINGS - PLASTIC EXACTAIR - ORDER FORM

## STARTER EXACTAIR REGULATOR (B-EAR)

\*PLEASE CIRCLE SELECTION REQUIRED

**BEAR**

**INLET DAMPERS**

MOTOR	BLACK
	GREY
	GREEN
	RED
	YELLOW
	MANUAL
	NONE

200	250	300	350	
400	450	500	550	NONE

NO INLET SPIGOT IF CONNECTED TO FANCOIL

150
150
200
250
300
BLANK

INSULATION YES NO

MOTOR	BLACK
	GREY
	GREEN
	RED
	YELLOW
	NONE

MOTOR	BLACK
	GREY
	GREEN
	RED
	YELLOW
	NONE

DAY/NIGHT DAY/NIGHT

150
150
200
250
300
BLANK

250	400
OR	
200	350
BLANK	300

400	350	300
250	200	BLANK

OR

150
150
200
250
300
BLANK

150
150
200
250
300
BLANK

MOTOR	BLACK
	GREY
	GREEN
	RED
	YELLOW
	MANUAL
	NONE

MOTOR	BLACK
	GREY
	GREEN
	RED
	YELLOW
	MANUAL
	NONE

MOTOR	BLACK
	GREY
	GREEN
	RED
	YELLOW
	MANUAL
	NONE

MOTOR	BLACK
	GREY
	GREEN
	RED
	YELLOW
	MANUAL
	NONE

MOTOR	BLACK
	GREY
	GREEN
	RED
	YELLOW
	MANUAL
	NONE

MOTOR	BLACK
	GREY
	GREEN
	RED
	YELLOW
	MANUAL
	NONE

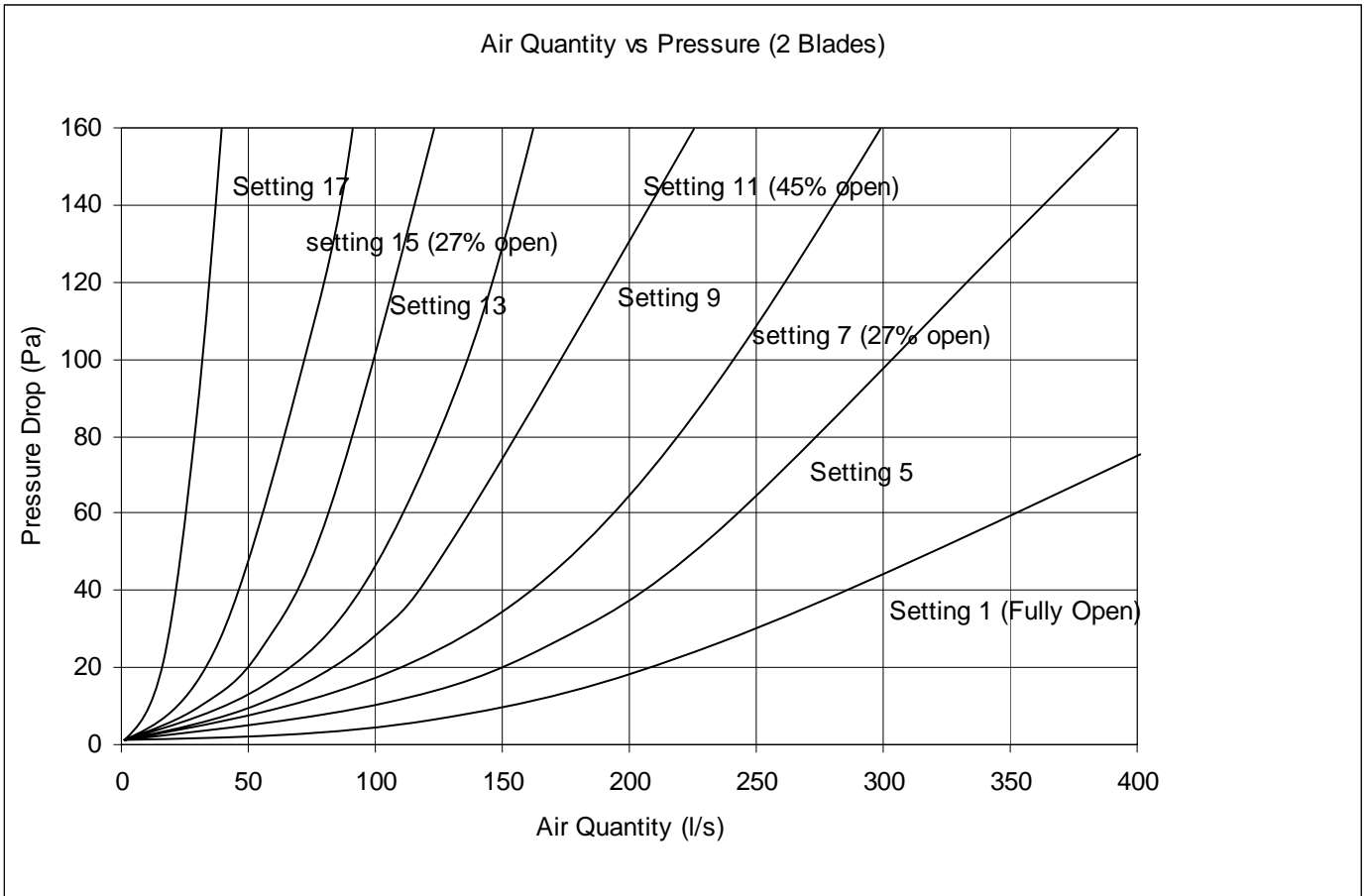
MOTOR	BLACK
	GREY
	GREEN
	RED
	YELLOW
	MANUAL
	NONE

MOTOR	BLACK
	GREY
	GREEN
	RED
	YELLOW
	MANUAL
	NONE

MOTOR	BLACK
	GREY
	GREEN
	RED
	YELLOW
	MANUAL
	NONE

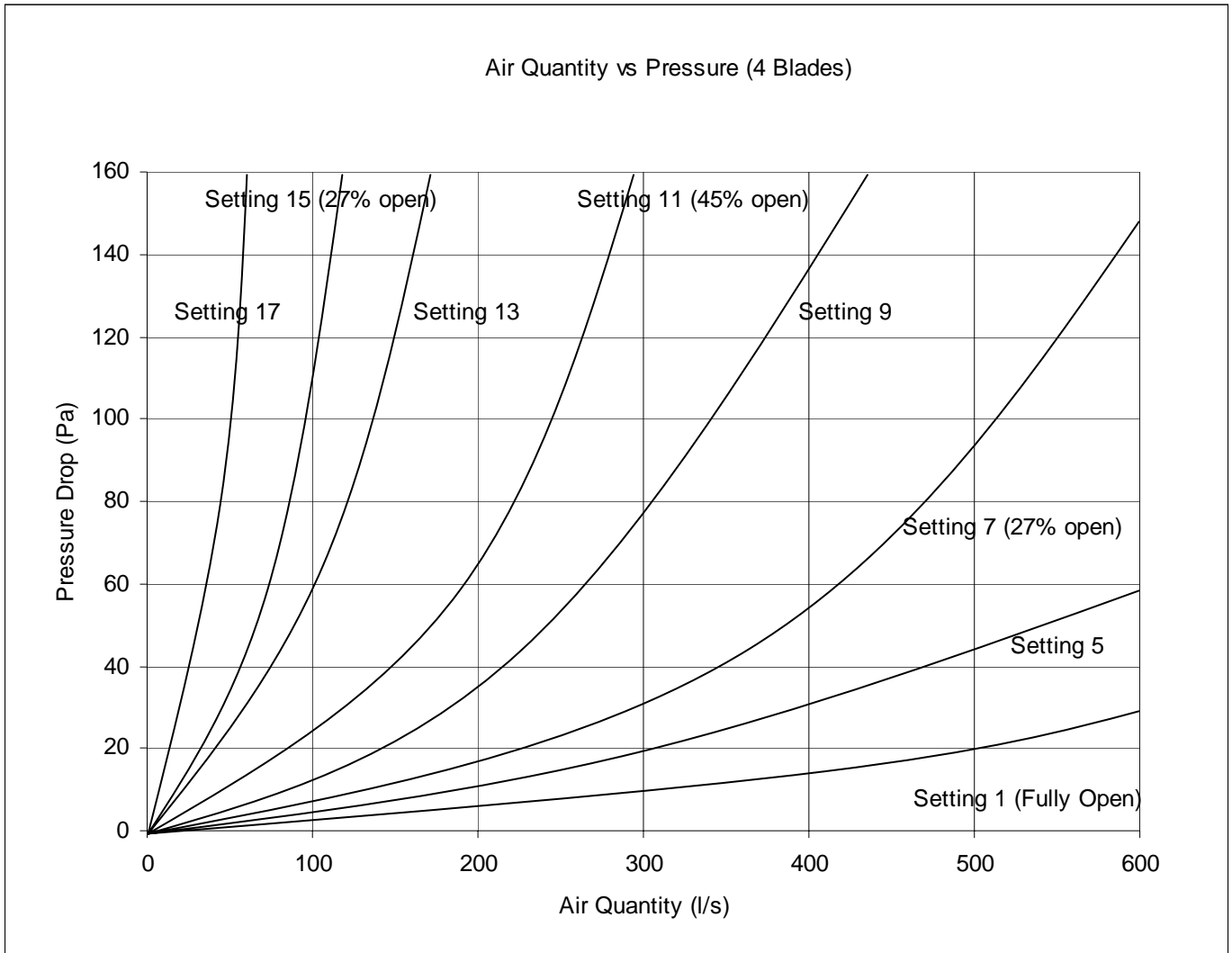
**DAMPERS**

BLACK	240V	ADM	
GREY	24V	CLIP24	GENIII & ZS
GREEN	24V	ADM24GREENP	CAP
RED	24V	ADM24S	VAV
YELLOW	24V	ELV24	



**FITTINGS - PLASTIC & METAL  
EXACT AIR / INLINE DAMPER**

**OPPOSED BLADE DAMPER PERFORMANCE (4 BLADE)**



**OPPOSED BLADE DAMPER PERFORMANCE (6 BLADE)**

